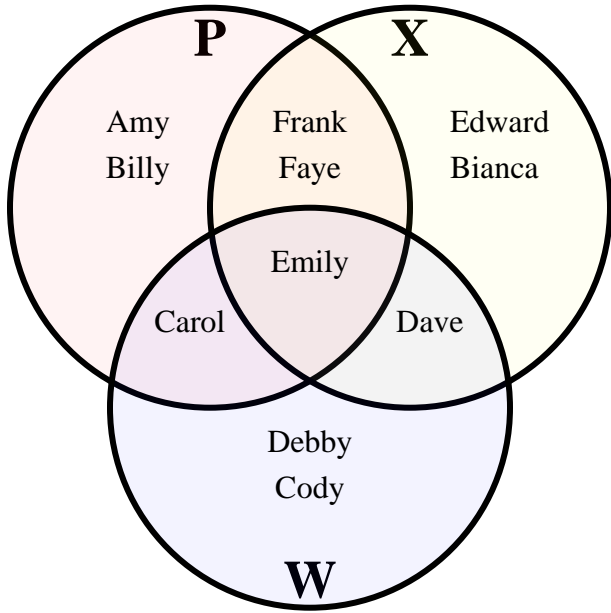




The diagram below shows which game console students own. Playstation (P), Xbox (X) and WiiU(W). Use the diagram to answer the questions.



Answers

1. _____

2. _____

3. _____

4. _____

5. _____

6. _____

7. Use Line

8. Use Line

9. Use Line

10. Use Line

11. Use Line

12. Use Line

13. Use Line

1) How many people owned a Playstation?

2) How many people owned a Xbox?

3) How many people owned a WiiU?

4) How many people owned ONLY a Playstation?

5) How many people owned ONLY a Xbox?

6) How many people owned ONLY a WiiU?

7) $X \cup P =$ _____

8) $X \cap P =$ _____

9) $W - X =$ _____

10) $(W \cap X) - P =$ _____

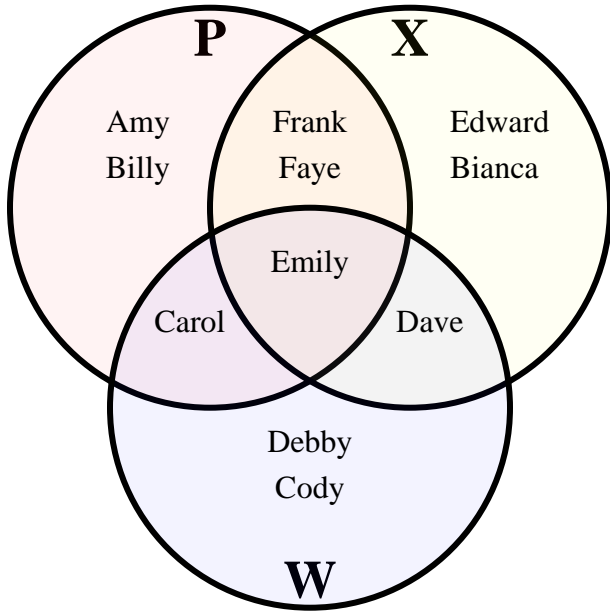
11) $(P \cup W) - X =$ _____

12) $X =$ _____

13) $X \cap W \cap P =$ _____



The diagram below shows which game console students own. Playstation (P), Xbox (X) and WiiU(W). Use the diagram to answer the questions.

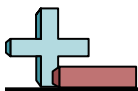


Answers

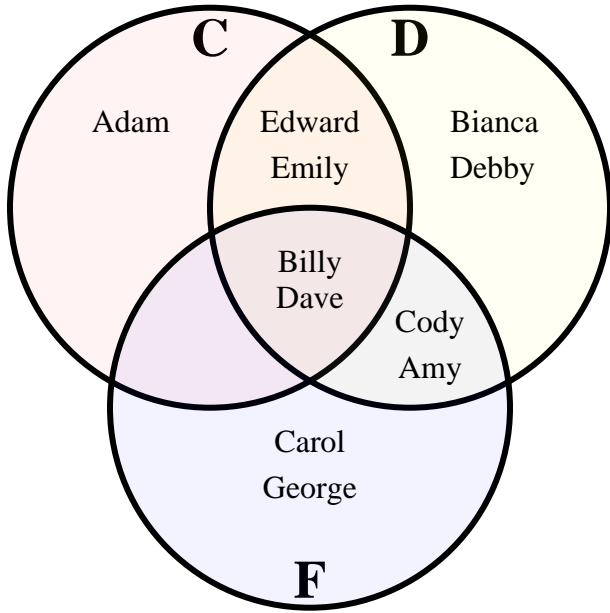
- 1) How many people owned a Playstation?
- 2) How many people owned a Xbox?
- 3) How many people owned a WiiU?
- 4) How many people owned ONLY a Playstation?
- 5) How many people owned ONLY a Xbox?
- 6) How many people owned ONLY a WiiU?

- 7) $X \cup P =$ {Amy,Bianca,Billy,Carol,Dave,Edward,Emily,Faye,Frank}
- 8) $X \cap P =$ {Emily,Faye,Frank}
- 9) $W - X =$ {Carol,Cody,Debby}
- 10) $(W \cap X) - P =$ {Dave}
- 11) $(P \cup W) - X =$ {Amy,Billy,Carol,Cody,Debby}
- 12) $X =$ {Bianca,Dave,Edward,Emily,Faye,Frank}
- 13) $X \cap W =$ {Emily}

1. 6
2. 6
3. 5
4. 2
5. 2
6. 2
7. Use Line
8. Use Line
9. Use Line
10. Use Line
11. Use Line
12. Use Line
13. Use Line



The diagram below shows which pet students own. Cat (C), Dog (D) and Fish(F). Use the diagram to answer the questions.



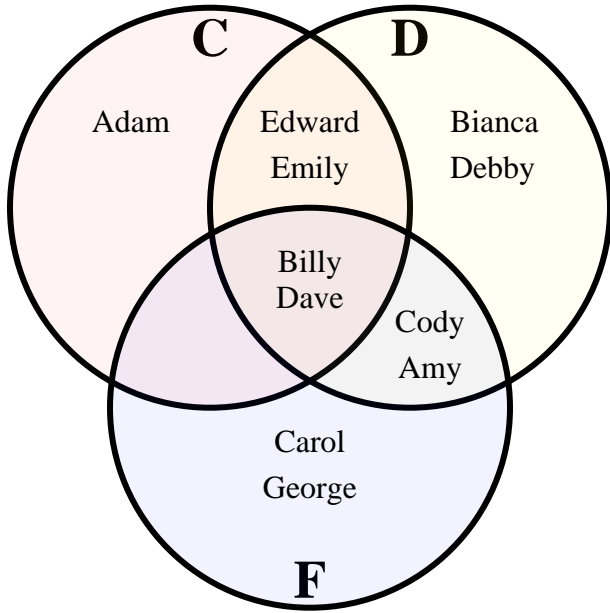
Answers

1. _____
2. _____
3. _____
4. _____
5. _____
6. _____
7. Use Line
8. Use Line
9. Use Line
10. Use Line
11. Use Line
12. Use Line
13. Use Line

- 1) How many people owned a cat?
- 2) How many people owned a dog?
- 3) How many people owned a fish?
- 4) How many people owned ONLY a cat?
- 5) How many people owned ONLY a dog?
- 6) How many people owned ONLY a fish?
- 7) $F \cup D =$ _____
- 8) $F \cap D =$ _____
- 9) $D - C =$ _____
- 10) $(D \cap C) - F =$ _____
- 11) $(D \cup F) - C =$ _____
- 12) $C =$ _____
- 13) $F \cap C =$ _____



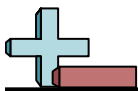
The diagram below shows which pet students own. Cat (C), Dog (D) and Fish(F). Use the diagram to answer the questions.



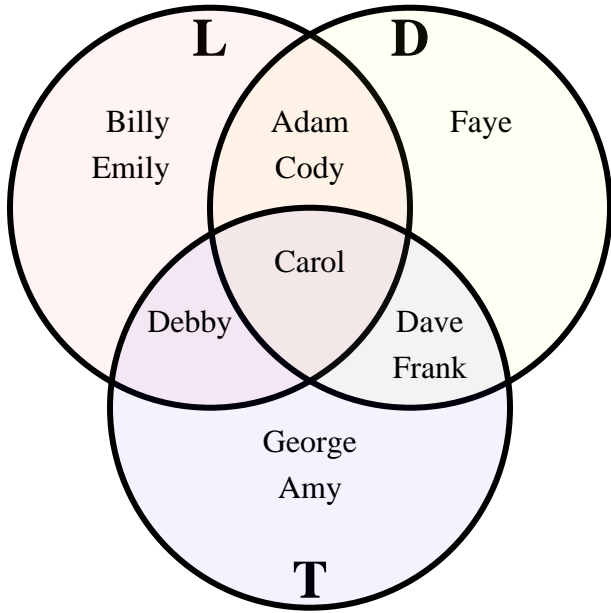
Answers

- 1) How many people owned a cat?
- 2) How many people owned a dog?
- 3) How many people owned a fish?
- 4) How many people owned ONLY a cat?
- 5) How many people owned ONLY a dog?
- 6) How many people owned ONLY a fish?
- 7) $F \cup D =$ { Amy, Bianca, Billy, Carol, Cody, Dave, Debby, Edward, Emily, George }
- 8) $F \cap D =$ { Amy, Billy, Cody, Dave }
- 9) $D - C =$ { Amy, Bianca, Cody, Debby }
- 10) $(D \cap C) - F =$ { Edward, Emily }
- 11) $(D \cup F) - C =$ { Amy, Bianca, Carol, Cody, Debby, George }
- 12) $C =$ { Adam, Billy, Dave, Edward, Emily }
- 13) $F \cap C =$ { Billy, Dave }

1. 5
2. 8
3. 6
4. 1
5. 2
6. 2
7. Use Line
8. Use Line
9. Use Line
10. Use Line
11. Use Line
12. Use Line
13. Use Line



The diagram below shows the different computers students had at their house. Laptop (L), Desktop (D) and Tablet(T). Use the diagram to answer the questions.



Answers

1. _____
2. _____
3. _____
4. _____
5. _____
6. _____
7. Use Line
8. Use Line
9. Use Line
10. Use Line
11. Use Line
12. Use Line
13. Use Line

- 1) How many students owned a laptop computer?
- 2) How many students owned a desktop computer?
- 3) How many students owned a tablet?
- 4) How many students had ONLY a laptop computer?
- 5) How many students had ONLY a desktop computer?
- 6) How many students had ONLY a tablet?

7) $T \cup L =$ _____

8) $D \cap L =$ _____

9) $L - T =$ _____

10) $(L \cap T) - D =$ _____

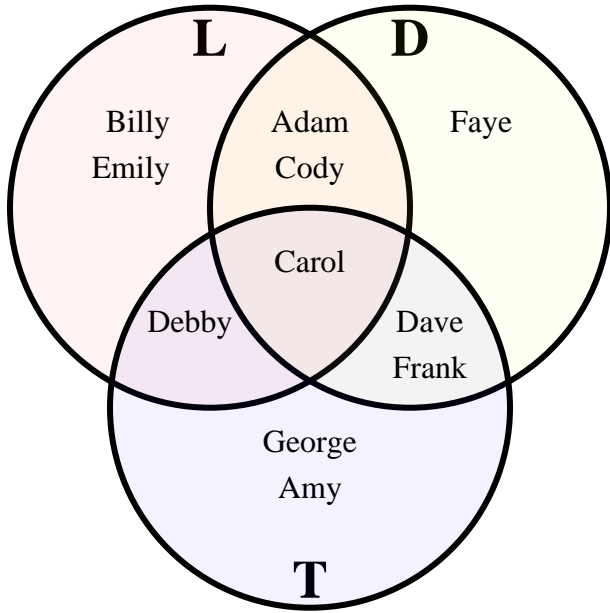
11) $(D \cup T) - L =$ _____

12) $T =$ _____

13) $D \cap T \cap L =$ _____



The diagram below shows the different computers students had at their house. Laptop (L), Desktop (D) and Tablet(T). Use the diagram to answer the questions.



Answers

- 1) How many students owned a laptop computer?
- 2) How many students owned a desktop computer?
- 3) How many students owned a tablet?
- 4) How many students had ONLY a laptop computer?
- 5) How many students had ONLY a desktop computer?
- 6) How many students had ONLY a tablet?

7) $T \cup L =$ { Adam, Amy, Billy, Carol, Cody, Dave, Debby, Emily, Frank, George }

8) $D \cap L =$ { Adam, Carol, Cody }

9) $L - T =$ { Adam, Billy, Cody, Emily }

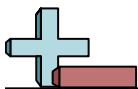
10) $(L \cap T) - D =$ { Debby }

11) $(D \cup T) - L =$ { Amy, Dave, Faye, Frank, George }

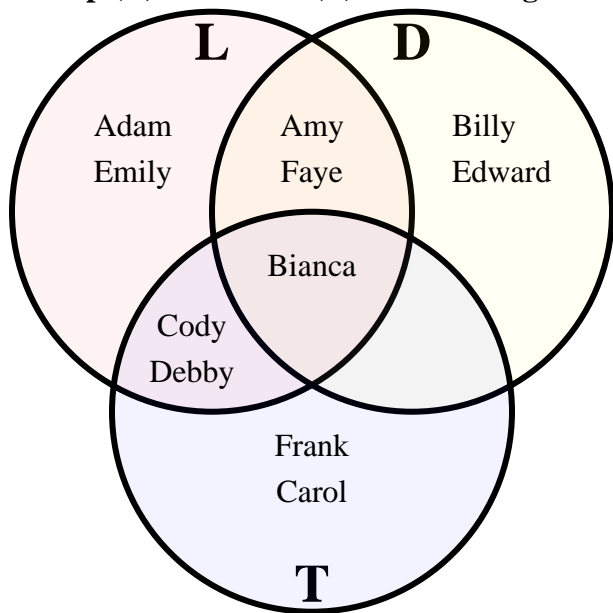
12) $T =$ { Amy, Carol, Dave, Debby, Frank, George }

13) $D \cap T \cap L =$ { Carol }

1. 6
2. 6
3. 6
4. 2
5. 1
6. 2
7. Use Line
8. Use Line
9. Use Line
10. Use Line
11. Use Line
12. Use Line
13. Use Line



The diagram below shows the different computers students had at their house. Laptop (L), Desktop (D) and Tablet(T). Use the diagram to answer the questions.



Answers

1. _____
2. _____
3. _____
4. _____
5. _____
6. _____
7. Use Line
8. Use Line
9. Use Line
10. Use Line
11. Use Line
12. Use Line
13. Use Line

- 1) How many students owned a laptop computer?
- 2) How many students owned a desktop computer?
- 3) How many students owned a tablet?
- 4) How many students had ONLY a laptop computer?
- 5) How many students had ONLY a desktop computer?
- 6) How many students had ONLY a tablet?

7) $T \cup D =$ _____

8) $D \cap T =$ _____

9) $T - D =$ _____

10) $(L \cap T) - D =$ _____

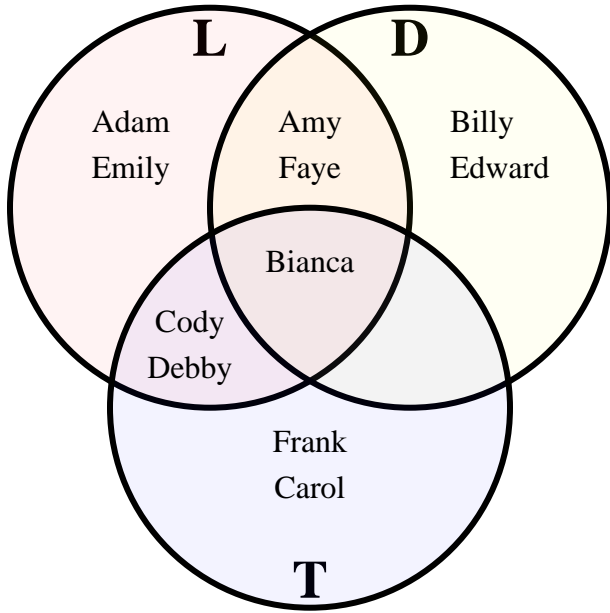
11) $(L \cup T) - D =$ _____

12) $T =$ _____

13) $L \cap D \cap T =$ _____



The diagram below shows the different computers students had at their house. Laptop (L), Desktop (D) and Tablet(T). Use the diagram to answer the questions.



Answers

- 1) How many students owned a laptop computer?
- 2) How many students owned a desktop computer?
- 3) How many students owned a tablet?
- 4) How many students had ONLY a laptop computer?
- 5) How many students had ONLY a desktop computer?
- 6) How many students had ONLY a tablet?

7) $T \cup D =$ {Amy,Bianca,Billy,Carol,Cody,Debby,Edward,Faye,Frank}

8) $D \cap T =$ {Bianca}

9) $T - D =$ {Carol,Cody,Debby,Frank}

10) $(L \cap T) - D =$ {Cody,Debby}

11) $(L \cup T) - D =$ {Adam,Carol,Cody,Debby,Emily,Frank}

12) $T =$ {Bianca,Carol,Cody,Debby,Frank}

13) $L \cap D \cap T =$ {Bianca}

1. 7

2. 5

3. 5

4. 2

5. 2

6. 2

7. Use Line

8. Use Line

9. Use Line

10. Use Line

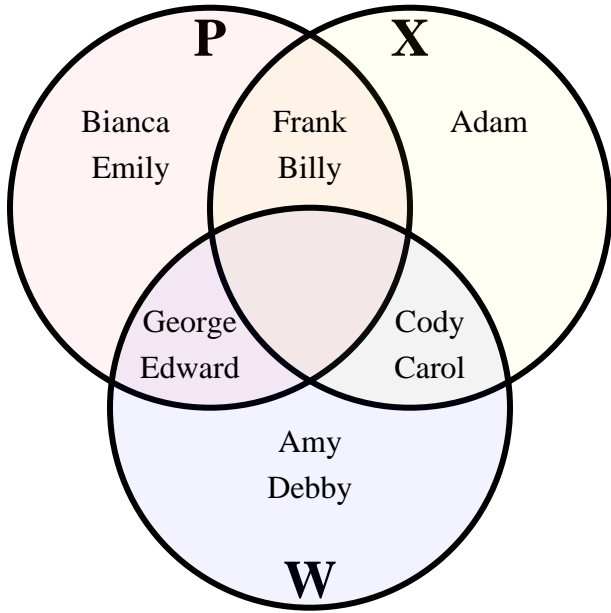
11. Use Line

12. Use Line

13. Use Line



The diagram below shows which game console students own. Playstation (P), Xbox (X) and WiiU(W). Use the diagram to answer the questions.



Answers

1. _____

2. _____

3. _____

4. _____

5. _____

6. _____

7. Use Line

8. Use Line

9. Use Line

10. Use Line

11. Use Line

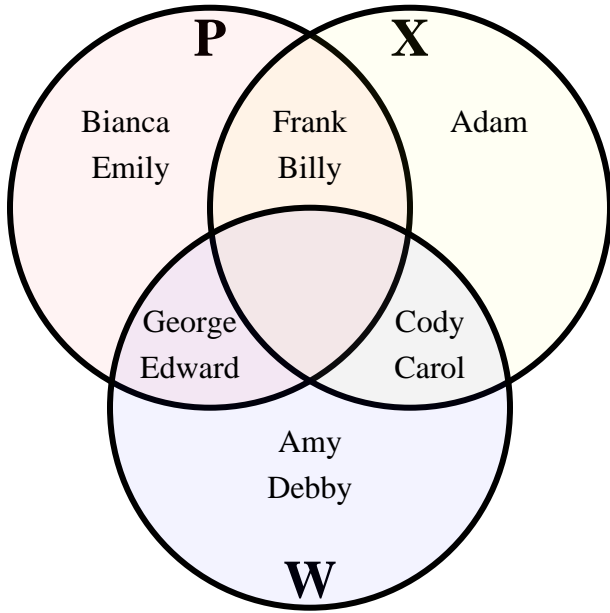
12. Use Line

13. Use Line

- 1) How many people owned a Playstation?
- 2) How many people owned a Xbox?
- 3) How many people owned a WiiU?
- 4) How many people owned ONLY a Playstation?
- 5) How many people owned ONLY a Xbox?
- 6) How many people owned ONLY a WiiU?
- 7) $X \cup W =$ _____
- 8) $W \cap X =$ _____
- 9) $W - X =$ _____
- 10) $(P \cap W) - X =$ _____
- 11) $(P \cup W) - X =$ _____
- 12) $W =$ _____
- 13) $XPW =$ _____



The diagram below shows which game console students own. Playstation (P), Xbox (X) and WiiU(W). Use the diagram to answer the questions.



Answers

1. 6

2. 5

3. 6

4. 2

5. 1

6. 2

7. Use Line

8. Use Line

9. Use Line

10. Use Line

11. Use Line

12. Use Line

13. Use Line

1) How many people owned a Playstation?

2) How many people owned a Xbox?

3) How many people owned a WiiU?

4) How many people owned ONLY a Playstation?

5) How many people owned ONLY a Xbox?

6) How many people owned ONLY a WiiU?

7) $X \cup W =$ {Adam,Amy,Billy,Carol,Cody,Debby,Edward,Frank,George}

8) $W \cap X =$ {Carol,Cody}

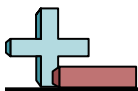
9) $W - X =$ {Amy,Debby,Edward,George}

10) $(P \cap W) - X =$ {Edward,George}

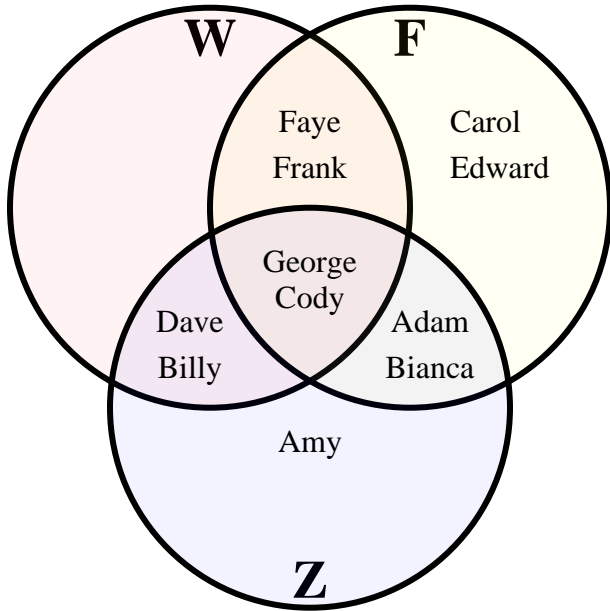
11) $(P \cup W) - X =$ {Amy,Bianca,Debby,Edward,Emily,George}

12) $W =$ {Amy,Carol,Cody,Debby,Edward,George}

13) $X \cap P =$ {}



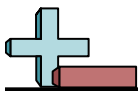
The diagram below shows the different places students had been in the last year. Water Park (W), Fair (F) and Zoo(Z). Use the diagram to answer the questions.



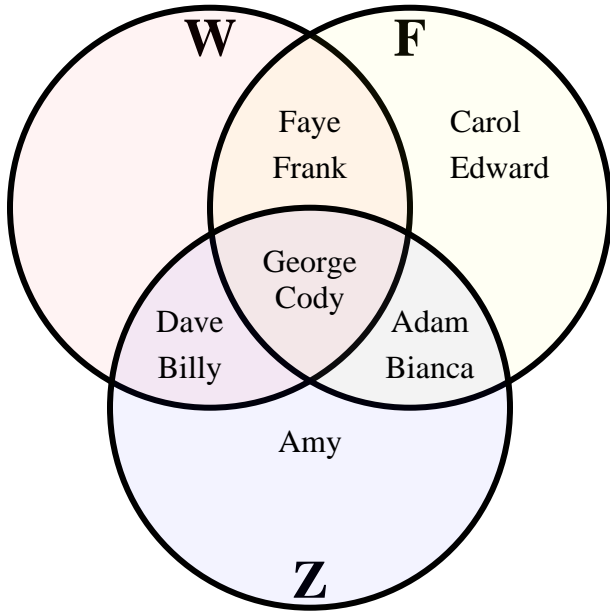
Answers

1. _____
2. _____
3. _____
4. _____
5. _____
6. _____
7. Use Line
8. Use Line
9. Use Line
10. Use Line
11. Use Line
12. Use Line
13. Use Line

- 1) How many people had been to the water park?
- 2) How many people had been to the fair?
- 3) How many people had been to the zoo?
- 4) How many people had ONLY been to the water park?
- 5) How many people had ONLY been to the fair?
- 6) How many people had ONLY been to the zoo?
- 7) $W \cup F =$ _____
- 8) $W \cap F =$ _____
- 9) $W - Z =$ _____
- 10) $(F \cap W) - Z =$ _____
- 11) $(W \cup F) - Z =$ _____
- 12) $W =$ _____
- 13) $Z \setminus (W \cup F) =$ _____



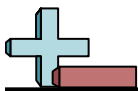
The diagram below shows the different places students had been in the last year. Water Park (W), Fair (F) and Zoo(Z). Use the diagram to answer the questions.



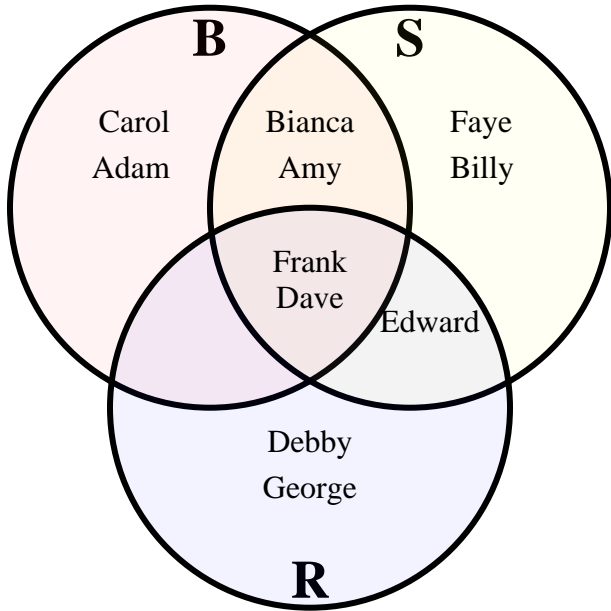
Answers

- 1) How many people had been to the water park?
- 2) How many people had been to the fair?
- 3) How many people had been to the zoo?
- 4) How many people had ONLY been to the water park?
- 5) How many people had ONLY been to the fair?
- 6) How many people had ONLY been to the zoo?
- 7) $W \cup F =$ {Adam,Bianca,Billy,Carol,Cody,Dave,Edward,Faye,Frank,George}
- 8) $W \cap F =$ {Cody,Faye,Frank,George}
- 9) $W - Z =$ {Faye, Frank}
- 10) $(F \cap W) - Z =$ {Faye, Frank}
- 11) $(W \cup F) - Z =$ {Carol,Edward,Faye, Frank}
- 12) $W =$ {Billy,Cody,Dave,Faye, Frank, George}
- 13) $Z \cap W =$ {Cody, George}

1. 6
2. 8
3. 7
4. 0
5. 2
6. 1
7. Use Line
8. Use Line
9. Use Line
10. Use Line
11. Use Line
12. Use Line
13. Use Line



The diagram below shows the different transportation students had. Bike (B), Scooter (S) and Roller Blades(R). Use the diagram to answer the questions.



Answers

1. _____
2. _____
3. _____
4. _____
5. _____
6. _____
7. Use Line
8. Use Line
9. Use Line
10. Use Line
11. Use Line
12. Use Line
13. Use Line

- 1) How many people had a bike?
- 2) How many people had a scooter?
- 3) How many people had roller blades?
- 4) How many people had ONLY a bike?
- 5) How many people had ONLY a scooter?
- 6) How many people had ONLY roller blades?

7) $R \cup B =$ _____

8) $S \cap R =$ _____

9) $B - R =$ _____

10) $(B \cap R) - S =$ _____

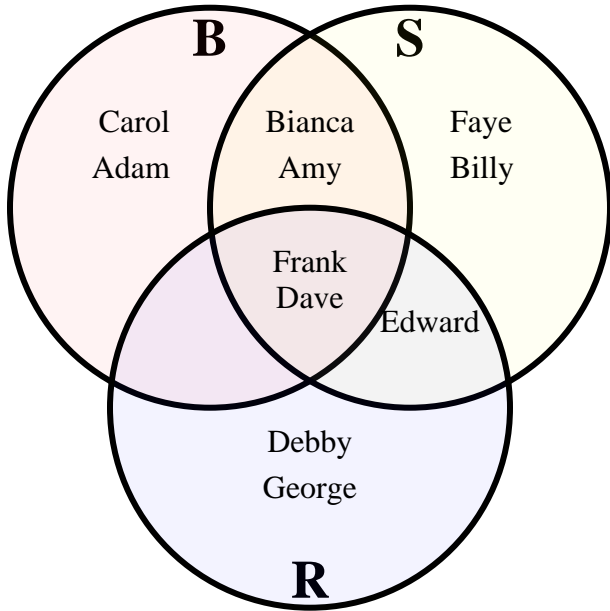
11) $(B \cup R) - S =$ _____

12) $B =$ _____

13) $R \cap B \cap S =$ _____



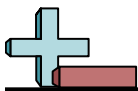
The diagram below shows the different transportation students had. Bike (B), Scooter (S) and Roller Blades(R). Use the diagram to answer the questions.



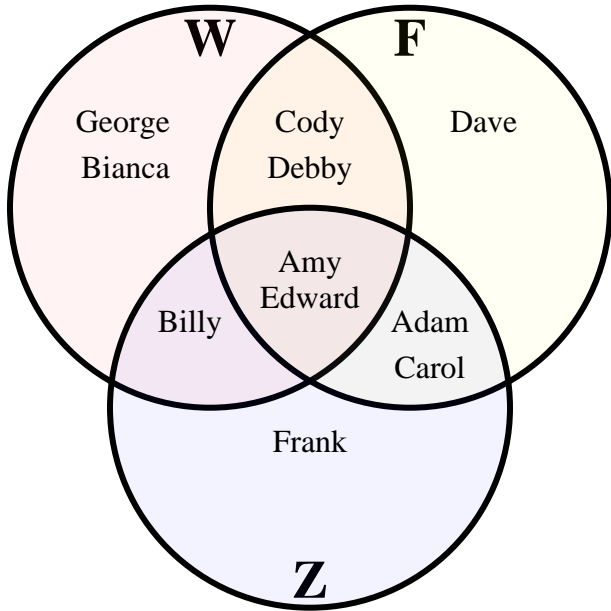
Answers

- 1) How many people had a bike?
- 2) How many people had a scooter?
- 3) How many people had roller blades?
- 4) How many people had ONLY a bike?
- 5) How many people had ONLY a scooter?
- 6) How many people had ONLY roller blades?
- 7) $B \cup R =$ { Adam, Amy, Bianca, Carol, Dave, Debby, Edward, Frank, George }
- 8) $S \cap R =$ { Dave, Edward, Frank }
- 9) $B - R =$ { Adam, Amy, Bianca, Carol }
- 10) $(B \cap R) - S =$ { }
- 11) $(B \cup R) - S =$ { Adam, Carol, Debby, George }
- 12) $B =$ { Adam, Amy, Bianca, Carol, Dave, Frank }
- 13) $R \cap B =$ { Dave, Frank }

1. 6
2. 7
3. 5
4. 2
5. 2
6. 2
7. Use Line
8. Use Line
9. Use Line
10. Use Line
11. Use Line
12. Use Line
13. Use Line



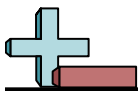
The diagram below shows the different places students had been in the last year. Water Park (W), Fair (F) and Zoo(Z). Use the diagram to answer the questions.



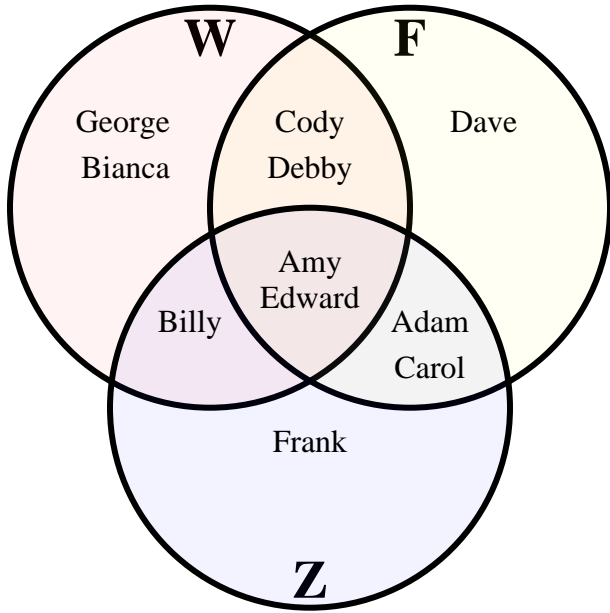
Answers

1. _____
2. _____
3. _____
4. _____
5. _____
6. _____
7. Use Line
8. Use Line
9. Use Line
10. Use Line
11. Use Line
12. Use Line
13. Use Line

- 1) How many people had been to the water park? _____
- 2) How many people had been to the fair? _____
- 3) How many people had been to the zoo? _____
- 4) How many people had ONLY been to the water park? _____
- 5) How many people had ONLY been to the fair? _____
- 6) How many people had ONLY been to the zoo? _____
- 7) $W \cup F =$ _____
- 8) $Z \cap F =$ _____
- 9) $F - Z =$ _____
- 10) $(F \cap W) - Z =$ _____
- 11) $(F \cup W) - Z =$ _____
- 12) $F =$ _____
- 13) $Z \cap W \cap F =$ _____



The diagram below shows the different places students had been in the last year. Water Park (W), Fair (F) and Zoo(Z). Use the diagram to answer the questions.



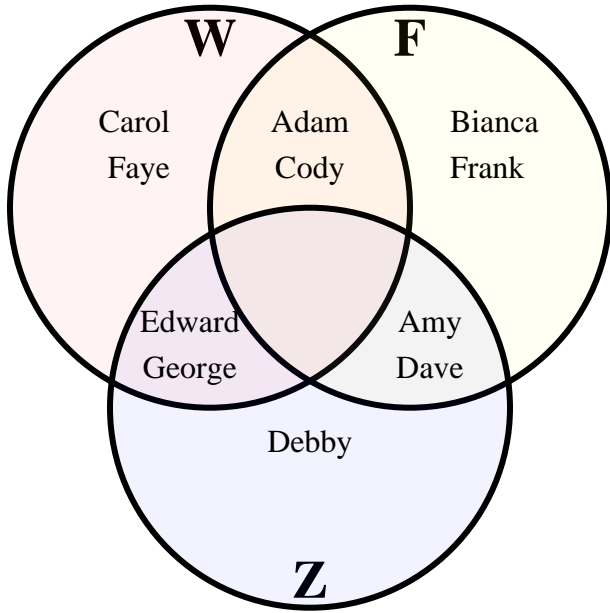
Answers

- 1) How many people had been to the water park?
- 2) How many people had been to the fair?
- 3) How many people had been to the zoo?
- 4) How many people had ONLY been to the water park?
- 5) How many people had ONLY been to the fair?
- 6) How many people had ONLY been to the zoo?
- 7) $W \cup F =$ {Adam, Amy, Bianca, Billy, Carol, Cody, Dave, Debby, Edward, George}
- 8) $Z \cap F =$ {Adam, Amy, Carol, Edward}
- 9) $F - Z =$ {Cody, Dave, Debby}
- 10) $(F \cap W) - Z =$ {Cody, Debby}
- 11) $(F \cup W) - Z =$ {Bianca, Cody, Dave, Debby, George}
- 12) $F =$ {Adam, Amy, Carol, Cody, Dave, Debby, Edward}
- 13) $Z \cap W \cap F =$ {Amy, Edward}

1. 7
2. 7
3. 6
4. 2
5. 1
6. 1
7. Use Line
8. Use Line
9. Use Line
10. Use Line
11. Use Line
12. Use Line
13. Use Line



The diagram below shows the different places students had been in the last year. Water Park (W), Fair (F) and Zoo(Z). Use the diagram to answer the questions.



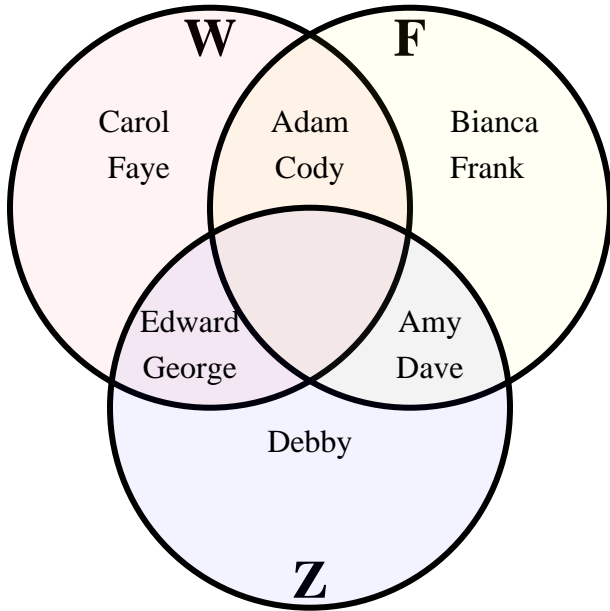
Answers

1. _____
2. _____
3. _____
4. _____
5. _____
6. _____
7. Use Line
8. Use Line
9. Use Line
10. Use Line
11. Use Line
12. Use Line
13. Use Line

- 1) How many people had been to the water park?
- 2) How many people had been to the fair?
- 3) How many people had been to the zoo?
- 4) How many people had ONLY been to the water park?
- 5) How many people had ONLY been to the fair?
- 6) How many people had ONLY been to the zoo?
- 7) $F \cup W =$ _____
- 8) $F \cap Z =$ _____
- 9) $W - Z =$ _____
- 10) $(W \cap Z) - F =$ _____
- 11) $(F \cup W) - Z =$ _____
- 12) $Z =$ _____
- 13) $Z \cap F \cap W =$ _____



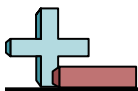
The diagram below shows the different places students had been in the last year. Water Park (W), Fair (F) and Zoo(Z). Use the diagram to answer the questions.



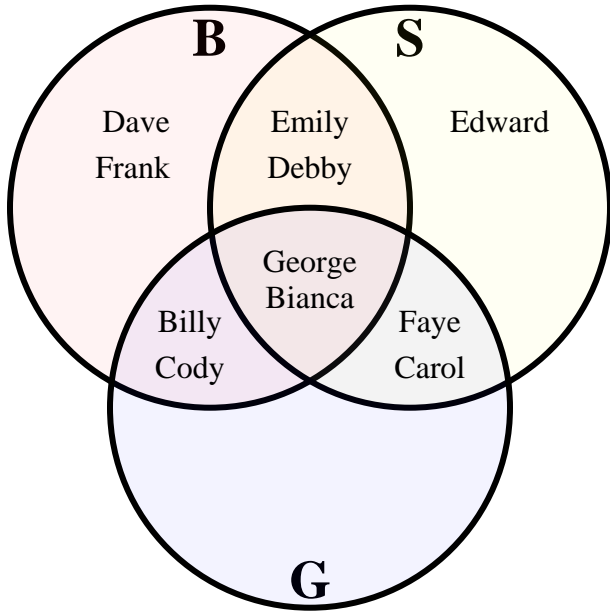
Answers

- 1) How many people had been to the water park?
- 2) How many people had been to the fair?
- 3) How many people had been to the zoo?
- 4) How many people had ONLY been to the water park?
- 5) How many people had ONLY been to the fair?
- 6) How many people had ONLY been to the zoo?
- 7) $F \cup W =$ { Adam, Amy, Bianca, Carol, Cody, Dave, Edward, Faye, Frank, George }
- 8) $F \cap Z =$ { Amy, Dave }
- 9) $W - Z =$ { Adam, Carol, Cody, Faye }
- 10) $(W \cap Z) - F =$ { Edward, George }
- 11) $(F \cup W) - Z =$ { Adam, Bianca, Carol, Cody, Faye, Frank }
- 12) $Z =$ { Amy, Dave, Debby, Edward, George }
- 13) $Z \cap F \cap W =$ { }

1. 6
2. 6
3. 5
4. 2
5. 2
6. 1
7. Use Line
8. Use Line
9. Use Line
10. Use Line
11. Use Line
12. Use Line
13. Use Line



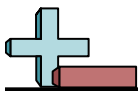
The diagram below shows the different sports students played. Baseball (B), Soccer (S) and Golf(G). Use the diagram to answer the questions.



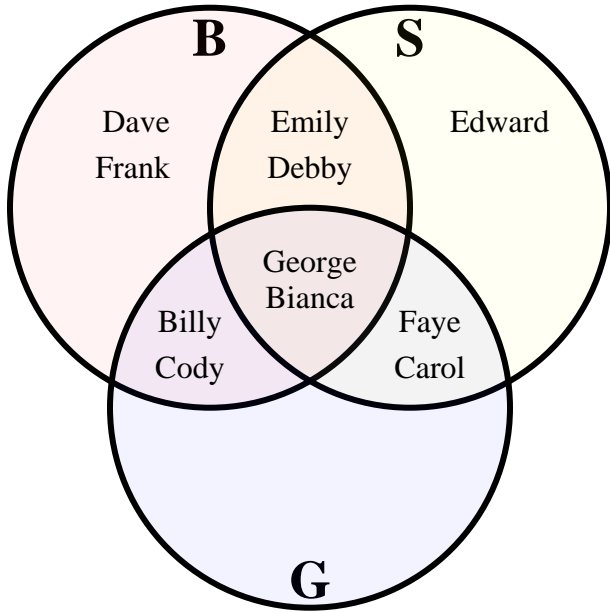
Answers

1. _____
2. _____
3. _____
4. _____
5. _____
6. _____
7. Use Line
8. Use Line
9. Use Line
10. Use Line
11. Use Line
12. Use Line
13. Use Line

- 1) How many students played baseball? _____
- 2) How many students played soccer? _____
- 3) How many students played golf? _____
- 4) How many students played ONLY baseball? _____
- 5) How many students played ONLY soccer? _____
- 6) How many students played ONLY golf? _____
- 7) $B \cup S =$ _____
- 8) $B \cap S =$ _____
- 9) $S - B =$ _____
- 10) $(S \cap G) - B =$ _____
- 11) $(B \cup G) - S =$ _____
- 12) $S =$ _____
- 13) $S \cap G \cap B =$ _____



The diagram below shows the different sports students played. Baseball (B), Soccer (S) and Golf(G). Use the diagram to answer the questions.



Answers

- 1) How many students played baseball?
- 2) How many students played soccer?
- 3) How many students played golf?
- 4) How many students played ONLY baseball?
- 5) How many students played ONLY soccer?
- 6) How many students played ONLY golf?
- 7) $B \cup S = \underline{\text{\{Bianca, Billy, Carol, Cody, Dave, Debby, Edward, Emily, Faye, Frank, George\}}}$
- 8) $B \cap S = \underline{\text{\{Bianca, Debby, Emily, George\}}}$
- 9) $S - B = \underline{\text{\{Carol, Edward, Faye\}}}$
- 10) $(S \cap G) - B = \underline{\text{\{Carol, Faye\}}}$
- 11) $(B \cup G) - S = \underline{\text{\{Billy, Cody, Dave, Frank\}}}$
- 12) $S = \underline{\text{\{Bianca, Carol, Debby, Edward, Emily, Faye, George\}}}$
- 13) $S \cap G = \underline{\text{\{Bianca, George\}}}$

1. 8
2. 7
3. 6
4. 2
5. 1
6. 0
7. Use Line
8. Use Line
9. Use Line
10. Use Line
11. Use Line
12. Use Line
13. Use Line